
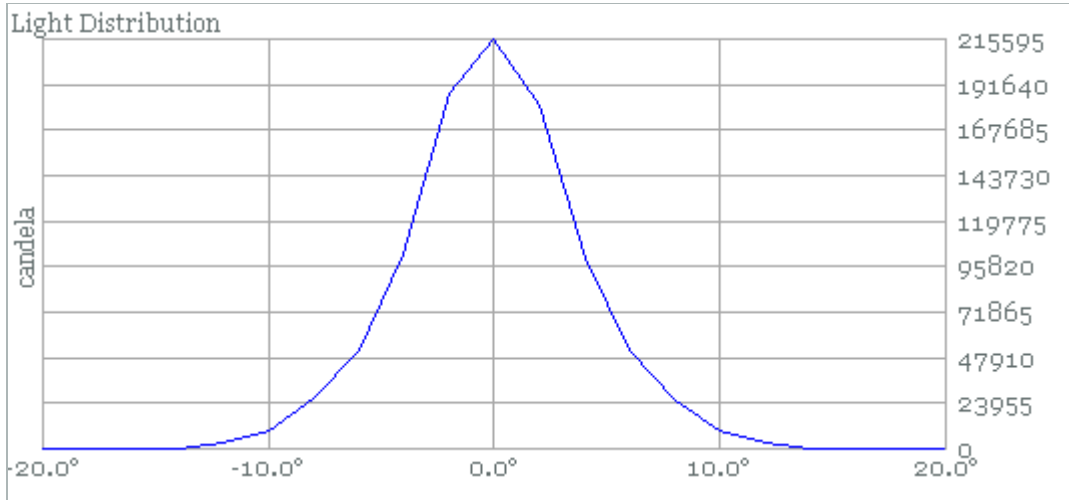
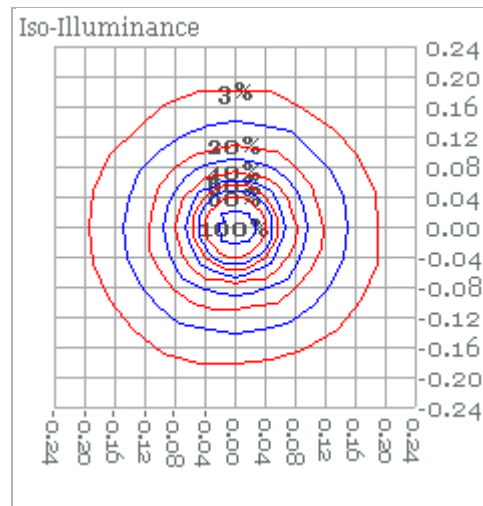
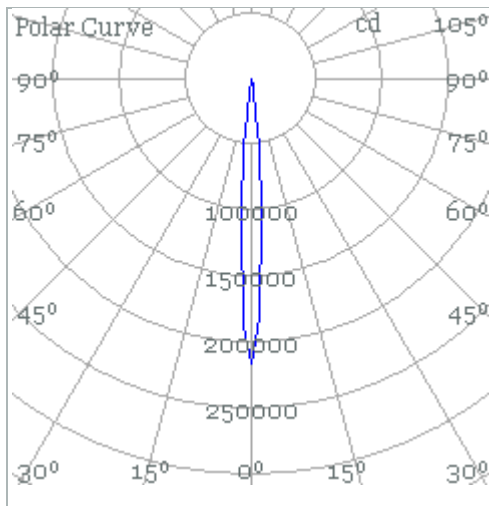



Exterior 400 Photometrics

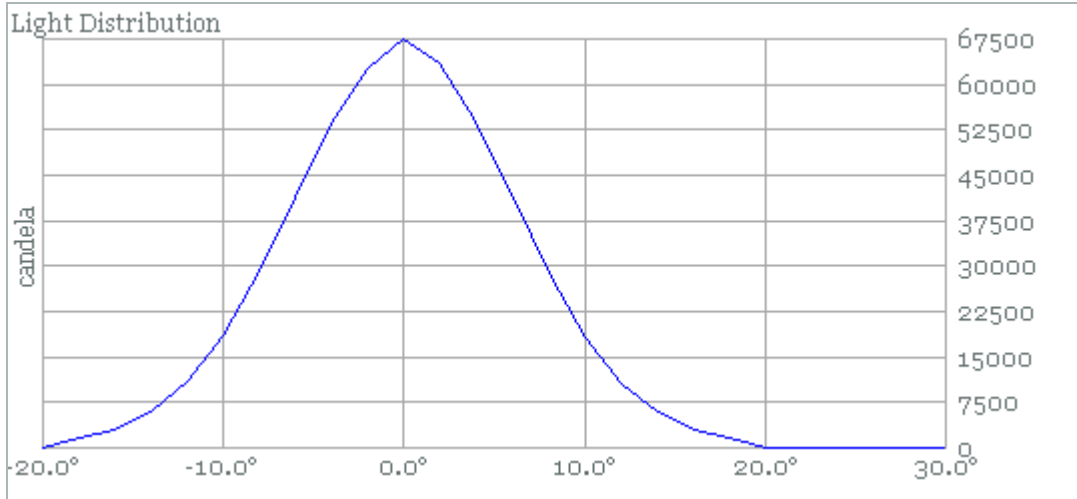
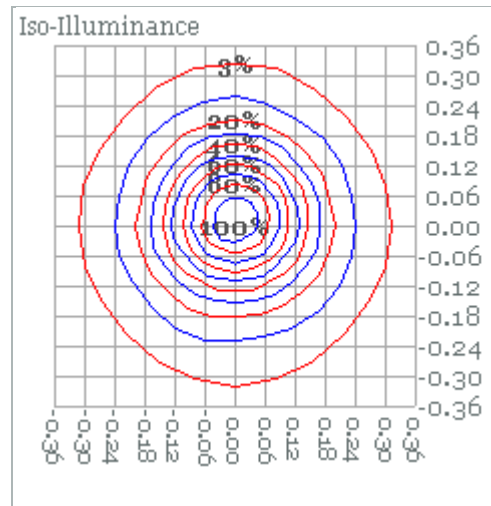
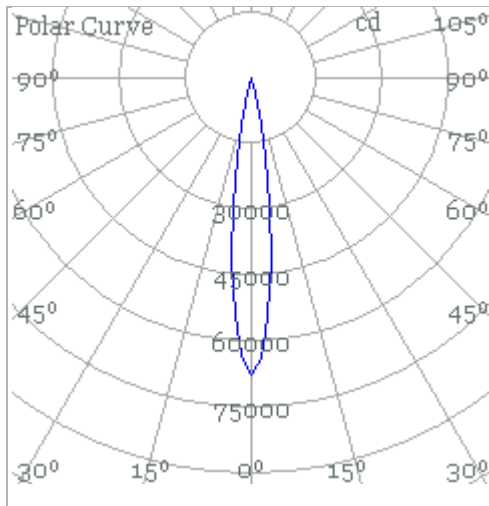
Balanced White 6500K
Standard (Without diffuser) (7.5°)

m.	∅ 50%	7.5°	E (lux)	Efficacy
				38.2 lumens per watt
5	0.7		8640	Half-peak diameter
10	1.3		2160	0.13 X distance(m)
20	2.6		540	Illuminance
30	3.9		240	216000 / distance² (lux)
50	6.6		86	Total Output
				5300 (lumens)




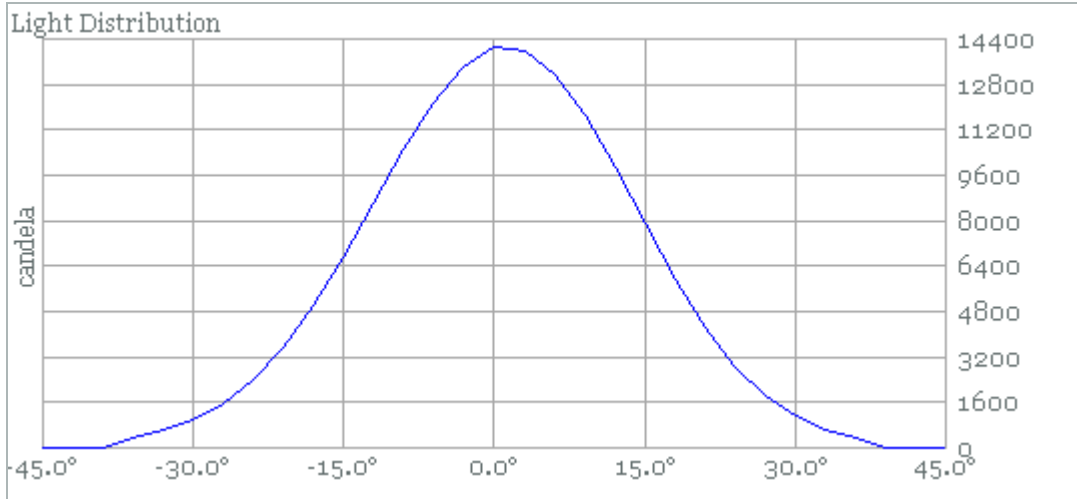
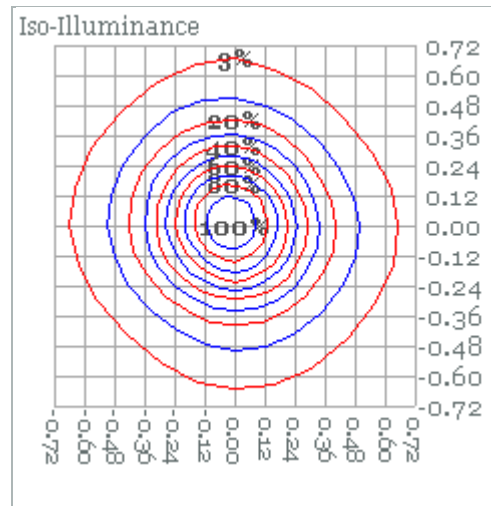
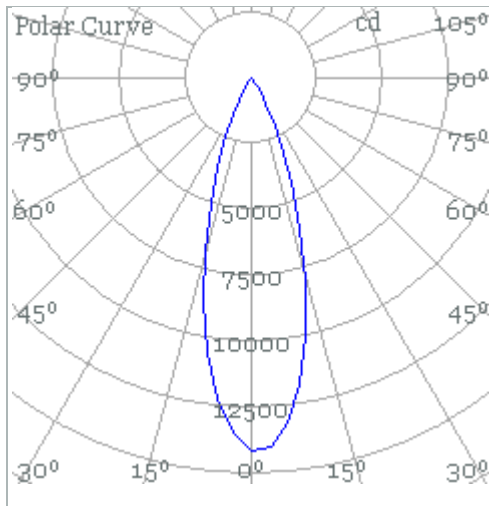
Balanced White 6500K
Standard (Narrow Diffuser) (14.5°)

m.	Ø 50%	14.5°	E (lux)	Efficacy
5	1.3		2680	36 lumens per watt
10	2.5		670	Half-peak diameter
20	5.1		168	0.25 X distance(m)
30	7.6		74	Illuminance
50	12.7		27	67000 / distance ² (lux)
				Total Output
				5000 (lumens)




Balanced White 6500K
Standard (Medium Diffuser) (31°)

m.	Ø 50%	31°	E (lux)	Efficacy
5	2.8		560	32.4 lumens per watt
10	5.5		140	Half-peak diameter
20	11.1		35	0.55 X distance(m)
30	16.6		16	Illuminance
50	27.7		6	14000 / distance ² (lux)
				Total Output
				4500 (lumens)



Balanced White 6500K
Standard (Wide Diffuser) (57°)

m.	Ø 50%	57°	E (lux)	Efficacy
5	5.4		192	34.9 lumens per watt
10	10.9		48	Half-peak diameter
20	21.7		12	1.09 X distance(m)
30	32.6		5	Illuminance
50	54.3		2	4800 / distance ² (lux)
				Total Output
				4900 (lumens)

